



CHILDVISION GARDENS OF FAITHFULNESS

List of what you need:

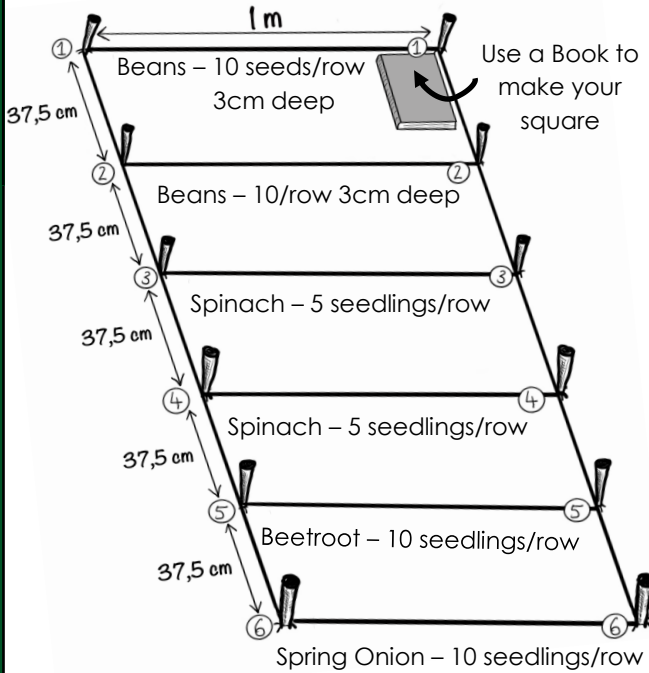
- 1) 13 Pegs cut to 20cm long – you can use plastic conduit or hard wood or steel or even small plastic bottles filled with sand for pegs
- 2) Two measuring ropes - One 1m long and the other 2m long with loops tied into each end
- 3) Measuring stick 37.5cm long
- 4) Planting stick rounded on the one end
- 5) Matchbox
- 6) A large book or piece of newspaper
- 7) 500ml of Woodash
- 8) 1 Checkers packet or 6 litres of fresh Manure
- 9) 5 Checkers packets of dry grass or leaves
- 10) 25 Green Bean seeds, 10 Spinach seedlings, 10 Beetroot seedlings and 10 Spring onion seedlings



Gardens of Faithfulness

Layout

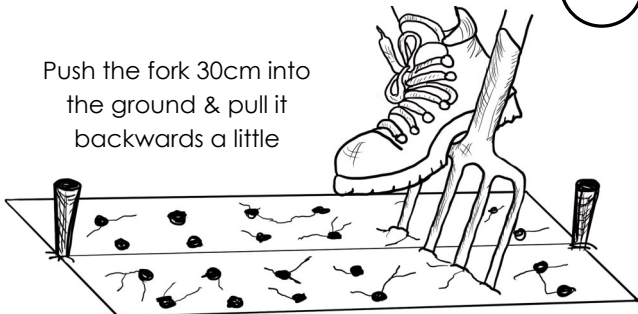
1



Fracturing

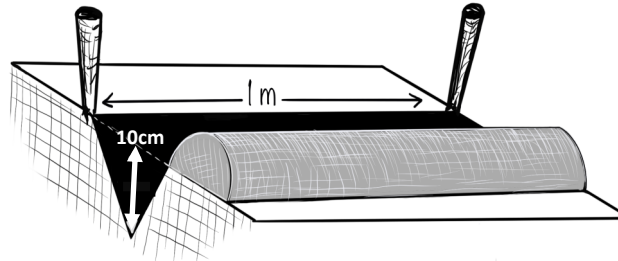
2

Push the fork 30cm into the ground & pull it backwards a little



Digging Furrows

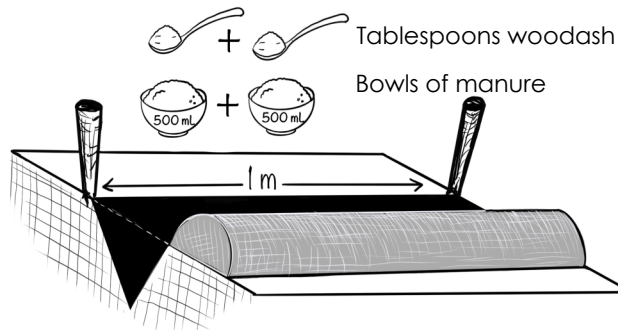
3



Dig furrows 10cm deep for all 6 rows
Soil heap downslope

Inputs per Row


4



Spread inputs evenly across each furrow

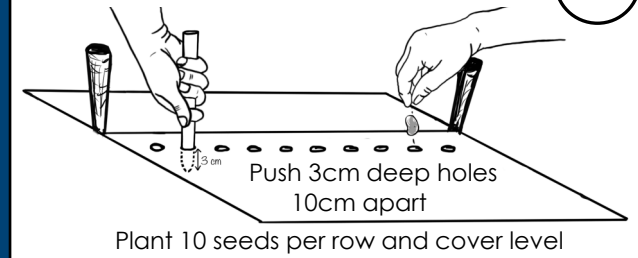
Cover Level and Water in Well

5



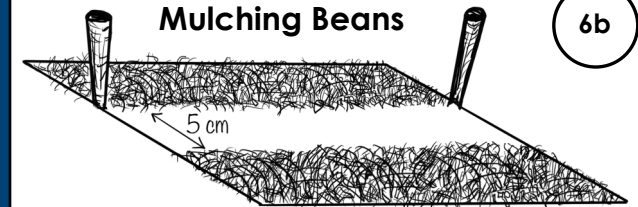
Planting Bean Seeds

6a



Mulching Beans

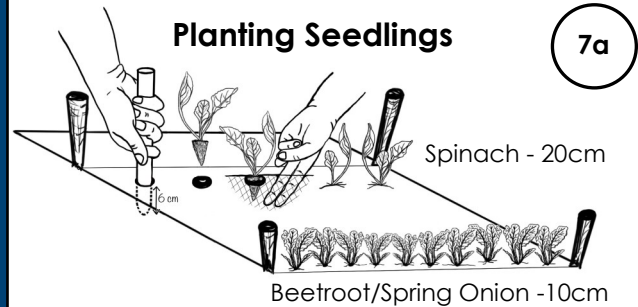
6b



Mulch with grass/leaves 2.5cm thick but leave a 5cm gap for bean seed germination

Planting Seedlings

7a



Spinach - 20cm
Beetroot/Spring Onion - 10cm

Mulching Seedlings

7b

Mulch between seedlings 2.5cm thick

